

DLM-5400N-7

1-needle, Bottom-feed, Lockstitch Machine
with Vertical Edge Trimmer and Automatic Thread Trimmer

DMN-5420N-7

1-needle, Needle-feed, Lockstitch Machine
with Vertical Edge Trimmer and Automatic Thread Trimmer



DLM-5400N-7-WB/CP-18A



DMN-5420N-7-WB/CP-18A

DLM-5400N-7 DMN-5420N-7

With its highly operable knife mechanism, the machine helps promote the production of upgraded-quality products while increasing

The stitch quality is consistent even during high-speed operation.

Capable of high-speed sewing, it can also flexibly respond to various applications, thus leading to higher productivity.

The one-touch utility knife lever enhances the comfort of operation.

Since the knife lever has been plated so as to prevent rust, there is no need to worry about the material becoming soiled with rust.




The knife is sharp enough to cut any type of material.

The knife is capable of cutting any kind of material regardless of its thickness or toughness, including heavy-weight material, elastic material and brushing material.

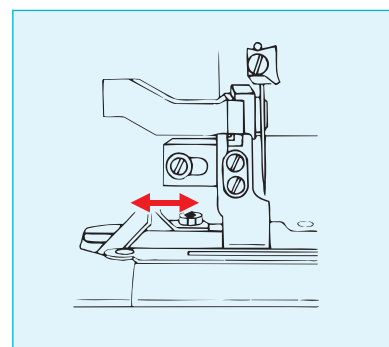
Sure thread trimming mechanism.

The thread trimmer is designed to cut various threads of different thicknesses, so the range of the applicable thread thickness number has been widened. The thread trimmer can therefore cut even a thick thread with ease.




Adjustment of the position of the cloth trimming knife.

The cloth trimming knife has been designed so that it can move as much as 5.5mm toward you from the center of the needle.



OPTIONS (With its full array of options, the machine further increases productivity.)

● Auto-lifter AK85 (pedal-driven)



● Remaining bobbin thread detector AE-4* Part No.: GAE-040000A0

When the amount of remaining bobbin thread reaches the setting, the buzzer will sound to warn the operator not to press on the front part of the foot pedal. With this function, the operator doesn't have to look away from the sewing work to check the bobbin thread.

*To retrofit the AE-4 to your existing machine, I/O unit A (part number: 400-06080), which is separately available, is required.

● Material edge sensor ED-2

When the sensor detects a material edge, it immediately stops the sewing machine and actuates the thread trimmer. This enhances productivity by allowing the operator to conduct sewing work without running to look out for missing stitches.

The operation panel can be selected according to the process.

CP-18A, CP-180A

Two different operation panels, the CP-18A and CP-180A are applicable to the DLM-5400N-7 and DMN-5420N-7. Both operation panels are provided with the production support function.

The production support function actually consists of three different functions (six different modes)

1. Output control function



- ① Target No. of products display mode
- ② Target-actual result difference display mode

2. Operation measuring function

- ① Sewing machine availability display mode
- ② Pitch time display mode
- ③ Average speed of stitch display mode

3. Bobbin counter function

- ① Bobbin counter display mode











Function comparison table between CP-18A and CP-180A

Main function	CP-18A	CP-180A
Production support function	○	○
Automatic reverse-feed stitching (performed at start/end of sewing; selectable)	0 to 15 stitches	0 to 19 stitches
Double reverse-feed stitching (performed at start/end of sewing; selectable)	0 to 15 stitches	0 to 19 stitches
Constant-dimension sewing (performed at start/end of sewing; selectable)	—	0 to 500 stitches, 0 to 19 stitches
Rectangular stitching (performed at start/end of sewing; selectable)	—	0 to 99 stitches, 0 to 21 stitches
Multi-layer stitching	0 to 15 stitches, 0 to 9 times	0 to 19 stitches, 0 to 9 times
Bobbin thread counter display (10/15/20 stitches/count; selectable according to the internal setting, max. 9999)	○	○
Needle up/down correction (1 stitch stroke or needle up/down according to the internal setting) (changeable between "up → down" and "down → up")	—	○
Automatic sewing (selectable between constant-dimension sewing and rectangular sewing)	—	○
Max. sewing speed control dial	—	○
Display of the number of revolution of sewing machine (combined with the SC920)	—	○

DLM-5400N-7

SUB-GAUGE SET LIST

Specifications of the sub-gauge	Gauge width	Throat plate	Throat plate cover (asm.)	Gauge	Throat plate chip guard	Chip guide	Hinging presser (asm.)	Feed dog	Knife
									
**C	2.4mm (3/32")	113-46004	B1115-531-0AD	B1190-522-X00	113-46905	113-46400	B1524-530-DB0	B1613-522-N00A	B4121-522-000
D	3.2mm (1/8")	113-46004	B1115-531-0AD	B1190-522-S00	113-46905	113-46400	B1524-530-DB0	B1613-522-N00A	B4121-522-000
E	4.0mm (5/32")	113-46004	B1115-531-0AD	B1190-522-Y00	113-46905	113-46400	B1524-530-EB0	B1613-522-N00A	B4121-522-000
F	4.8mm (3/16")	113-46004	B1115-530-0AF	B1190-522-T00	113-46905	113-46400	B1524-530-EB0	B1613-522-N00A	B4121-522-000
H	6.4mm (1/4")	113-46004	B1115-530-0AF	B1190-522-U00	113-47101	113-46509	B1524-530-GB0	B1613-522-W00A	B4121-522-000
M	9.5mm (3/8")	113-46004	B1115-530-0AM	B1190-522-V00	113-47309	113-46509	B1524-530-GB0	B1613-522-W00A	B4121-522-000

■ This is made to order as an auxiliary part only.









**CA	2.0mm (5/64")	113-46004	B1115-531-0AD	B1190-522-Y0A	113-46905	113-46400	B1524-530-CB0	B1613-522-N00A	B4145-530-C00
CB	2.4mm (3/32")	113-46004	B1115-531-0AD	B1190-522-X0B	113-46905	113-46400	B1524-530-DB0	B1613-522-N0C	B4121-522-000
EA	4.0mm (5/32")	113-46004	B1115-531-0AD	113-62753	113-46905	113-46400	B1524-530-EB0	B1613-522-N00A	B4121-522-000
FA	4.8mm (3/16")	113-46004	B1115-530-0AF	B1190-522-T0A	113-46905	113-46400	B1524-530-EB0	B1613-522-N00A	B4121-522-000
FB	4.8mm (3/16")	113-46004	B1115-530-0AF	B1190-522-Y0C	113-46905	113-46400	B1524-530-EB0	B1613-522-N00A	B4121-522-000
G	5.3mm (27/128")	113-46004	B1115-530-0AF	B1190-522-Y0F	113-47101	113-46400	B1524-530-GB0	B1613-522-N00A	B4121-522-000
HA	6.4mm (1/4")	113-46301	B1115-530-0AF	B1190-522-U0AA	113-47101	113-46509	B1524-530-GB0	B1613-522-A0AA	B4121-522-000
K	7.9mm (5/16")	113-46004	B1115-530-0AF	B1190-522-Y0B	113-47101	113-46509	B1524-530-GB0	B1613-522-W00A	B4121-522-000
MA	9.5mm (3/8")	113-46004	B1115-530-0AM	B1190-522-V0A	113-47309	113-46509	B1524-530-GB0	B1613-522-B00	B4121-522-000
*P	11.1mm (7/16")	113-46004	B1115-530-0AM	B1190-522-Y0M	113-47309	113-46608	B1524-530-GB0	B1613-522-W00A	B4121-522-000

*Knife support replacement B4118-530-00A knife attaching block replacement B4119-530-00A are also available.

**Wiper cannot be attached to the C and CA type of sub-gauges.

DMN-5420N-7

SUB-GAUGE SET LIST

Specifications of the sub-gauge	Gauge width	Throat plate	Throat plate cover (asm.)	Gauge	Throat plate chip guard	Chip guide	Hinging presser (asm.)	Feed dog	Knife
									
**D	3.2mm (1/8")	113-46004	B1115-531-0AD	B1190-530-D00	113-46905	113-46400	B1524-530-DB0	B1609-530-D00 B1609-530-E00	B4121-522-000
E	4.0mm (5/32")	113-46004	B1115-530-0AF	B1190-530-E00	113-46905	113-46400	B1524-530-EB0	B1609-530-D00 B1609-530-E00	B4121-522-000
F	4.8mm (3/16")	113-46004	B1115-530-0AF	B1190-530-F00	113-46905	113-46400	B1524-530-EB0	B1609-530-D00 B1609-530-E00	B4121-522-000
G	5.6mm (7/32")	113-46004	B1115-530-0AF	B1190-530-G00	113-47101	113-46400	B1524-530-GB0	B1609-530-G00 B1609-530-H00	B4121-522-000
H	6.4mm (1/4")	113-46103	B1115-530-0AF	B1190-530-H00	113-47101	113-46509	B1524-530-GB0	B1609-530-G00 B1609-530-H00	B4121-522-000
M	9.5mm (3/8")	113-46103	B1115-530-0AM	B1190-530-M00	113-47309	113-46509	B1524-530-GB0	B1609-530-G00 B1609-530-H00	B4121-522-000

■ This is made to order as an auxiliary part only.

★★ Coarse feed dog

CA	2.0mm (5/64")	113-46004	B1115-531-0AD	B1190-530-C0A	113-46905	113-46400	B1524-530-CB0	B1609-530-C0A	B4121-530-C00
DA*	2.8mm (7/64")	113-46004	B1115-531-0AD	B1190-522-D0A	113-46905	113-46400	B1524-530-DB0	B1609-530-D00 B1609-530-E00	B4121-522-000
**DC	3.2mm (1/8")	113-46004	B1115-531-0AD	B1190-530-D0C	113-46905	113-46400	B1524-530-DB0	B1609-530-D0E	B4121-522-000
DD	3.2mm (1/8")	113-46004	B1115-530-0AD	B1190-530-D0B	113-46905	113-46400	B1524-530-DBA	B1609-530-J00	B4121-522-000
J	7.5mm (9/32")	113-46103	B1115-530-0AF	B1190-530-J00	113-47101	113-46509	B1524-530-GB0	B1609-530-G00 B1609-530-H00	B4121-522-000
JA	7.5mm (19/64")	113-46103	B1115-530-0AF	B1190-530-J0A	113-47101	113-46509	B1524-530-GB0	B1609-530-G00 B1609-530-H00	B4121-522-000
K	7.9mm (5/16")	113-46103	B1115-530-0AM	B1190-530-K00	113-47309	113-46509	B1524-530-GB0	B1609-530-G00 B1609-530-H00	B4121-522-000

*Be sure to use this gauge with the stitch length set to 2mm or less.

**Be sure to use this gauge with the stitch length set to 2.5mm or less.

★ Wiper cannot be attached to the CA and DA type of sub-gauges.


SPECIFICATIONS

Model name	DLM-5400N-7	DMN-5420N-7
Max. sewing speed	4,500sti/min*	5,000sti/min* (Max. 4,000rpm with the stitch length set to 4mm or more)
Feed system	Bottom-feed	Needle-feed
Max. stitch length	4mm (normal/reverse feed)	5mm (normal feed), 3mm (reverse feed)
Needle bar stroke	30.7mm	
Lift of the presser foot	By hand : 5.5mm, By knee : 10mm	
Needle (at the time of delivery)	DB×1 (#14) #9~#18, For JE: 134 (Nm90)	
Hook	Automatic-lubricating full-rotary hook	
Max. thickness of the material to be cut	4mm	
Lubrication	Automatic	
Lubricating oil	JUKI New Defrix Oil No.1 (equivalent to ISO VG7)	
Automatic reverse feed function	Provided as standard	
Power requirement	Single-phase 100~120V, 200~240V, 3-phase 200~240V	
Power consumption	650VA	
Total weight	83kg	84kg

* "sti/min" stands for "Stiches per Minute"

WHEN YOU PLACE ORDERS


Please note when placing orders, that the model name should be written as follows:

DLM5400N 

Sub-gauge type	
Distance between the needle and the knife	Code
3.2mm (1/8") standard	D
2.4mm (3/32")	C
4.0mm (5/32")	E
4.8mm (3/16")	F
6.4mm (1/4")	H
9.5mm (3/8")	M

Wiper and automatic reverse feed function		
Wiper	Automatic reverse feed function	Code
Not provided	Provided	0B
Provided	Provided	WB

Auto-lifter (optional)	Code
Not provided	
Provided (AK85)	AK

DMN5420N 

Sub-gauge type	
Distance between the needle and the knife	Code
3.2mm (1/8") standard	D
4.0mm (5/32")	E
4.8mm (3/16")	F
5.6mm (7/32")	G
6.4mm (1/4")	H
9.5mm (3/8")	M

Feed dog	Code
Standard	A
Coarse feed dog	B

Wiper and automatic reverse feed function		
Wiper	Automatic reverse feed function	Code
Not provided	Provided	0B
Provided	Provided	WB

Auto-lifter (optional)	Code
Not provided	
Provided (AK85)	AK

● PSC box

SC920C 

PSC box				Code
For JA (LA)*	Single-phase	100~120V	PFL	S
For JA*, General Export	3-phase	200~240V	PFL	D
For General Export	Single-phase	200~240V	PFL	K
For EU (CE)	Single-phase	200~240V	PFL	N
For China	Single-phase	200~240V	PFL	U

*JA: North America and Central and South America

● Motor for SC **M92**

● Operation panel

Operation panel	Code
CP-18A	CP18A
CP-180A	CP180A

JUKI[®]
JUKI CORPORATION
SEWING MACHINERY BUSINESS UNIT

2-11-1, TSURUMAKI, TAMA-SHI,
TOKYO 206-8551, JAPAN
PHONE : (81) 42-357-2254
FAX : (81) 42-357-2274
http://www.juki.com

* Specifications and appearance are subject to change without prior notice for improvement.
* Read the instruction manual before putting the machine into service to ensure safety.
* This catalogue prints with environment-friendly soy ink on recycle paper.



JUKI CORPORATION HEAD OFFICE

Juki Corporation operates an environmental management system to promote and conduct the following as the company engages in the research, development, design, sales, distribution and maintenance of industrial sewing machines, household sewing machines, industrial robots, etc., and in the provision of sales and maintenance services for data entry systems:

- (1) The development of products and engineering processes that are safe to the environment
- (2) Green procurement and green purchasing
- (3) Energy conservation (reduction in carbon-dioxide emissions)
- (4) Resource saving (reduction of papers purchased, etc.)
- (5) Reduction and recycling of waste
- (6) Improvement of logistics efficiency (modal shift and improvement of packaging, packing, etc.)

JUKI ITALIA S.p.A.
20020 Lainate MI - Via Bergamo, 4
Tel. 02937579.1 - Fax uffici 0293570164
Fax ricambi 0293571066
http://www.juki.it - E-mail: info@juki.it