

**JUKI®**

**DLD-5430N**

**DLD-5430N-7** (with automatic thread trimmer)

1-needle, Differential-feed, Lockstitch Machine



DLD-5430N-7-WB/CP-18A

**DLD-5430N Series**

1-needle, Differential-feed, Lockstitch Machine


With its highly reliable bottom-differential-feed mechanism, the machine promotes the production of upgraded-quality products while increasing efficiency.



DLD-5430N

### Sure thread trimming mechanism.

The machine comes with a thread trimming mechanism that performs speedy and sure thread trimming to achieve highly efficient sewing work.



### Sewing mechanism that demonstrates outstanding responsiveness to materials to be sewn.

The thread take-up mechanism, thread path components and differential feed mechanism have all been improved. Thanks to these improvements, partial shirring can be performed with minimum tension applied to the material, thus leading to greater flexibility in responding to different types of material.



### Higher lift of the presser foot.

This machine is equipped with various devices that reduce the operator's fatigue and allow the operator to easily operate the machine. These devices include the following: The foot pedal needs only light pressure to be operated. The presser foot can be lifted as high as 13mm. The shape of the machine arm has been designed to allow the operator to handle any material with ease.



## OPTIONS (With its full array of options, the machine further increases productivity.)

### ● Auto-lifter AK85 (pedal-driven)



### ● Gathering attachment Q036

For high-quality gathering, both effectively and consistently.



### ● Remaining bobbin thread detector AE-4\* Part No.: GAE-040000A0

When the amount of remaining bobbin thread reaches the setting, the buzzer will sound to warn the operator not to press on the front part of the foot pedal. With this function, the operator doesn't have to look away from the sewing work to check the bobbin thread.

\*To retrofit the AE-4 to your existing machine, I/O unit A (part number: 400-06080), which is separately available, is required.



### ● Micro-lifter Part No.: 112-43763

This device can be installed on the back of the faceplate. It is very convenient for frequent use.

### ● Material edge sensor ED-2

When the sensor detects a material edge, it immediately stops the sewing machine and actuates the thread trimmer. This enhances productivity by allowing the operator to conduct sewing work without running to look out for missing stitches.



### ● Partial shirring device PF-7

The partial shirring device permits very easy shirring.

## Newly developed control box/Compact-size servomotor

### SC-920C/M92

■The new model control box, which energy-saving mode is provided.

The new model control box SC-920C has been newly developed. The control box is resistant to voltage fluctuations, noise and vibration.


The new model control box is provided with an energy-saving mode for the first time in a control box for sewing machines.

It reduces power consumption during standby time when the motor is not rotating by approximately 25% (in comparison with the SC-910N).

In addition, the current DLD-5430N-7 is lavished with the latest energy-saving technologies, including the adoption of the latest compact servomotor M92, to be more friendly to the environment, as well as to provide the power reducing effect and to increase productivity.



SC-920C



M92

## The operation panel can be selected according to the process.

### CP-18A, CP-180A

■Two different operation panels, the CP-18A and CP-180A are applicable to the DLD-5430N-7. Both operation panels are provided with the production support function.

The production support function actually consists of three different functions (six different modes)

#### 1. Output control function


- ① Target No. of products display mode
- ② Target-actual result difference display mode

#### 2. Operation measuring function


- ① Sewing machine availability display mode
- ② Pitch time display mode
- ③ Average speed of stitch display mode

#### 3. Bobbin counter function

- ① Bobbin counter display mode



CP-18A



CP-180A

#### Function comparison table between CP-18A and CP-180A

Main function	CP-18A	CP-180A
Production support function	○	○
Automatic reverse-feed stitching (performed at start/end of sewing; selectable)	0 to 15 stitches	0 to 19 stitches
Double reverse-feed stitching (performed at start/end of sewing; selectable)	0 to 15 stitches	0 to 19 stitches
Constant-dimension sewing (performed at start/end of sewing; selectable)	—	0 to 500 stitches, 0 to 19 stitches
Rectangular stitching (performed at start/end of sewing; selectable)	—	0 to 99 stitches, 0 to 19 stitches
Multi-layer stitching	0 to 15 stitches, 0 to 9 times	0 to 19 stitches, 0 to 9 times
Bobbin thread counter display	○	○
Needle up/down correction (1 stitch stroke or needle up/down according to the internal setting) (changeable between "up → down" and "down → up")	—	○
Automatic sewing (selectable between constant-dimension sewing and rectangular sewing)	—	○
Max. sewing speed control dial	—	○
Display of the number of revolution of sewing machine (combined with the SC920)	○	○

## SPECIFICATIONS

Model name	DLD-5430N	DLD-5430N-7
Max. sewing speed	4,500sti/min*	
Max. stitch length	5mm	
Max. top-feed amount	Shirring 1:1.5 (max. 1:3*), Stretching 1:0.5	
Needle bar stroke	30.7mm	
Lift of the presser foot	By hand: 5.5mm, By knee: 13mm	
Needle (at the time of delivery)	DB×1 (#14), For JE: 134 (Nm90)	
Hook	Automatic-lubricating full-rotary hook	
Lubrication	Automatic	
Lubricating oil	JUKI New Defrix Oil No.1 (equivalent to ISO VG7)	
Automatic reverse feed function	—	Provided as standard
Power requirement	—	Single-phase 100~120V, 200~240V 3-phase 200~240V
Power consumption	—	650VA
Weight	Machine head: 29kg	Total weight: 82kg

\*This ratio applies provided that the stitch length does not exceed 2.5mm.

\* "sti/min" stands for "Stiches per Minute"

## WHEN YOU PLACE ORDERS

Please note when placing orders, that the model name should be written as follows:

**DLD5430N7**

Wiper and automatic reverse feed function		
Wiper	Automatic reverse feed function	Code
Not provided	Provided	<b>0B</b>
Provided	Provided	<b>WB</b>

Auto-lifter (optional)	Code
Not provided	
Provided (AK85)	<b>AK</b>

### ● PSC box

**SC920C**

PSC box				Code
For JA (LA)*	Single-phase	100~120V	PFL	<b>S</b>
For JA*, General Export	3-phase	200~240V	PFL	<b>D</b>
For General Export	Single-phase	200~240V	PFL	<b>K</b>
For EU (CE)	Single-phase	200~240V	PFL	<b>N</b>
For China	Single-phase	200~240V	PFL	<b>U</b>

\*JA: North America and Central and South America

### ● Motor for SC **M92**

### ● Operation panel

Operation panel	Code
CP-18A	<b>CP18A</b>
CP-180A	<b>CP180A</b>

● To order, please contact your nearest JUKI distributor.



#### JUKI CORPORATION HEAD OFFICE

Juki Corporation operates an environmental management system to promote and conduct the following as the company engages in the research, development, design, sales, distribution and maintenance of industrial sewing machines, household sewing machines, industrial robots, etc., and in the provision of sales and maintenance services for data entry systems:

- (1) The development of products and engineering processes that are safe to the environment
- (2) Green procurement and green purchasing
- (3) Energy conservation (reduction in carbon-dioxide emissions)
- (4) Resource saving (reduction of papers purchased, etc.)
- (5) Reduction and recycling of waste
- (6) Improvement of logistics efficiency (modal shift and improvement of packaging, packing, etc.)

**JUKI**®  
**JUKI CORPORATION**  
 SEWING MACHINERY BUSINESS UNIT

2-11-1, TSURUMAKI, TAMA-SHI,  
 TOKYO 206-8551, JAPAN  
 PHONE : (81) 42-357-2254  
 FAX : (81) 42-357-2274  
<http://www.juki.com>

\* Specifications and appearance are subject to change without prior notice for improvement.  
 \* Read the instruction manual before putting the machine into service to ensure safety.  
 \* This catalogue prints with environment-friendly soy ink on recycle paper.

**JUKI ITALIA S.p.A.**  
 20020 Lainate MI - Via Bergamo, 4  
 Tel. 02937579.1 - Fax uffici 0293570164  
 Fax ricambi 0293571066  
<http://www.juki.it> - E-mail: [info@juki.it](mailto:info@juki.it)